

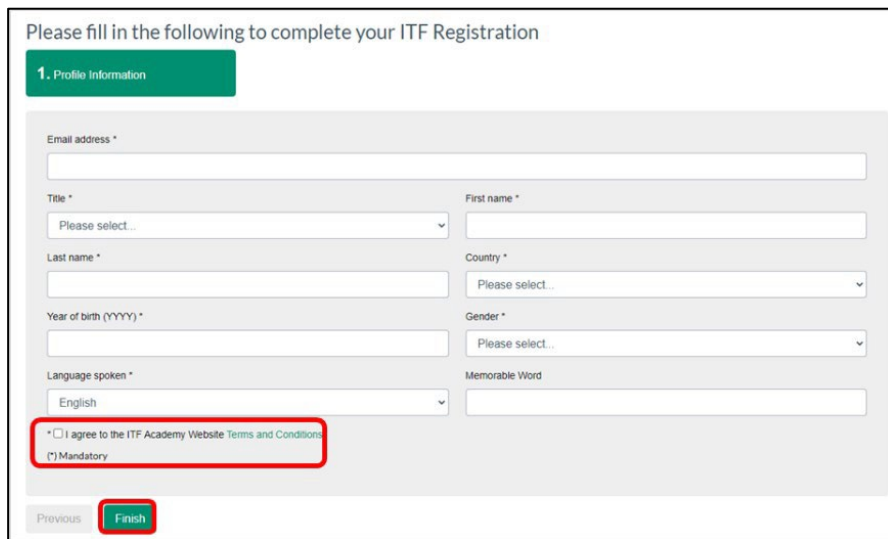
2 January 2025

This is a guide for players with a Juniors IPIN which explains how to complete the mandatory courses which must be completed on the ITF Academy in order to compete on the ITF World Tennis Tour Juniors

## Registering to the ITF Academy

1. [Click here to register to the ITF Academy](#)
2. Complete the details in the form where a red asterisk is present. (\*=Mandatory).

**You MUST use same email address that is registered with your IPIN account.**



Please fill in the following to complete your ITF Registration

**1. Profile Information**

Email address \*

Title \* Please select...

First name \*

Last name \*

Country \* Please select...

Year of birth (YYYY) \*

Gender \* Please select...

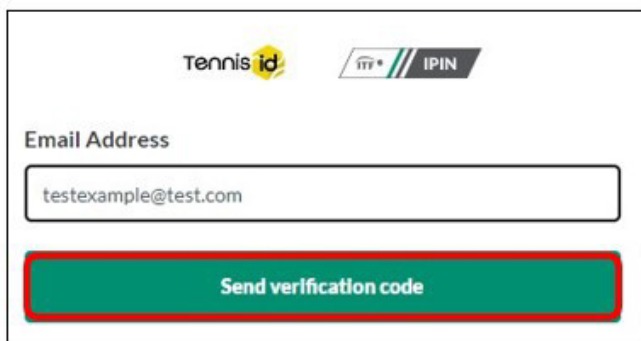
Language spoken \* English

Memorable Word

I agree to the ITF Academy Website Terms and Conditions  
(\*)Mandatory

Previous **Finish**

3. Enter your email address again (**same email as used for IPIN/registered above**) and click 'Send verification code'. The code will be sent to your **registered** email address. Please check your junk/spam folder if you do not receive this in your inbox.



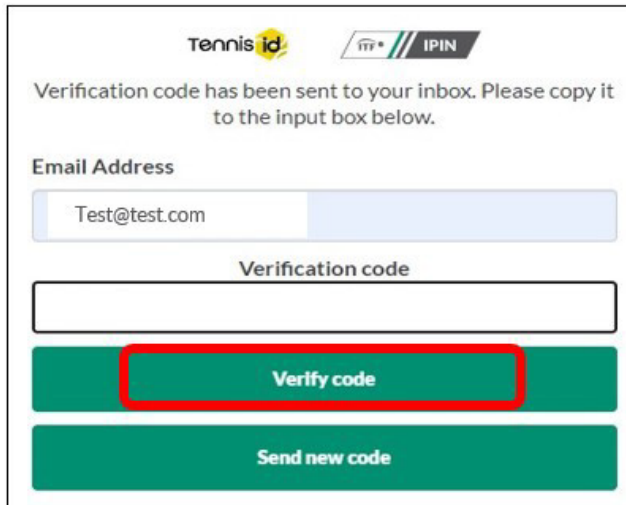
Tennis ID IPIN

Email Address

testexample@test.com

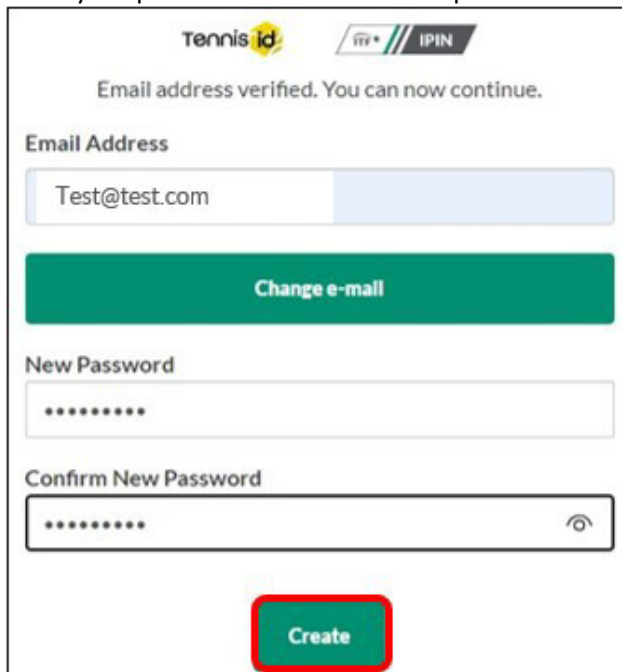
**Send verification code**

4. Enter the code then click 'Verify code'. Please note that the verification code cannot contain any blank spaces if you are copying and pasting.



The screenshot shows the ITF IPIN verification interface. At the top, there are logos for 'Tennis id' and 'ITF IPIN'. Below the logos, a message states: 'Verification code has been sent to your inbox. Please copy it to the input box below.' There is an 'Email Address' field containing 'Test@test.com'. Below this is a 'Verification code' input field. At the bottom, there are two green buttons: 'Verify code' (highlighted with a red box) and 'Send new code'.

5. Enter your password and confirm the password.



The screenshot shows the ITF IPIN password creation interface. At the top, there are logos for 'Tennis id' and 'ITF IPIN'. Below the logos, a message states: 'Email address verified. You can now continue.' There is an 'Email Address' field containing 'Test@test.com'. Below this is a green button labeled 'Change e-mail'. There are two password fields: 'New Password' and 'Confirm New Password', both containing masked characters (dots). At the bottom, there is a green button labeled 'Create' (highlighted with a red box).

**Caution! Your password must contain:**

- At least 6 characters
- At least one special character !@% ^ & \* ( ) \_ { }
- At least one number (0-9)

6. Click on 'Create' and you will go through to your ITF Academy account.

## How to Complete the Mandatory Courses

1. To access the mandatory courses, log into your ITF Academy account first, then click the below links to access the 4 mandatory courses:

[ITF World Tennis Tour Juniors \(1\) - Pre-Tournament](#)

[ITF World Tennis Tour Juniors \(2\) - During Competition](#)




[An Introduction to Values and Integrity in Tennis](#)

[Safeguarding ITF Junior Players](#)

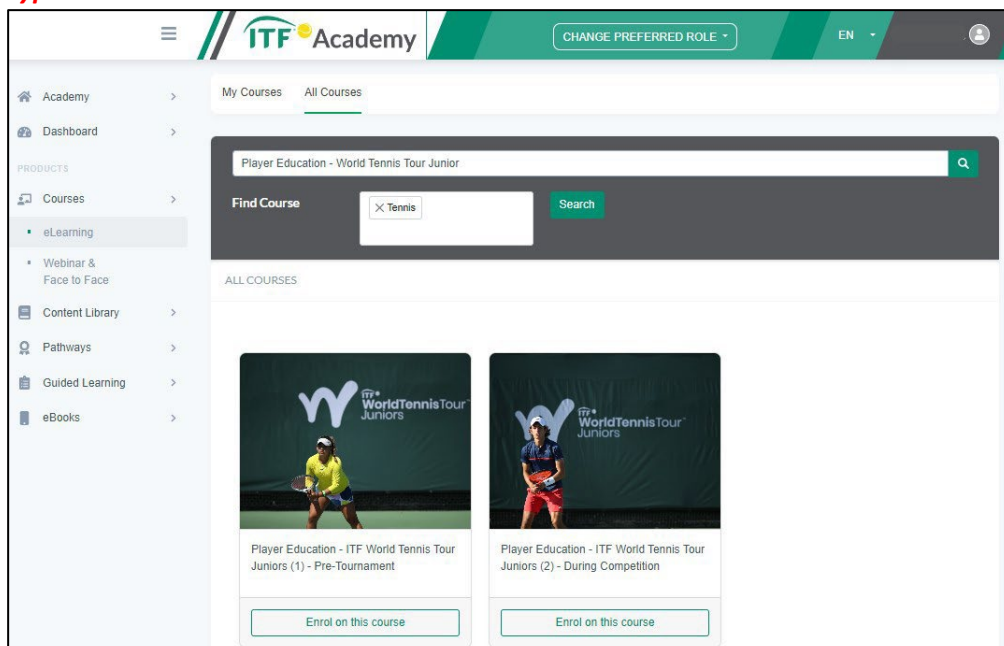
[Top 500 ITF WTT Juniors - Player Education\\*](#)

**\*Only mandatory for players who achieve a top 500 ITF WTT Juniors ranking from 6th January 2025**

2. You will be directed to the course enrolling page. Select **'Enrol on this course'**.

|  |   |   |
|--|---|---|
| <p>Player Education - ITF World Tennis Tour Juniors (1) - Pre-Tournament</p>  <p><b>About this course</b><br/>This online short course will explain the most important things you need to know about competing on the ITF World Tennis Tour Juniors (WTTJ). The course will introduce you to age eligibility and tournament formats, entry definitions and procedures, multiple entries and commitment to a tournament, and other essential skills for Player Education.<br/>This online course will take you approximately 20 minutes to complete and your progress will be saved throughout giving you flexibility to study at your own pace.<br/>At the end of this course you can download your certificate of completion for this specific subject.<br/>Enjoy the course!</p> <p><a href="#">Enrol on this course. It's free!</a></p> | <p>Player Education - ITF World Tennis Tour Juniors (2) - During Competition</p>  <p><b>About this course</b><br/>This online short course will explain the most important things you need to know about competing on the ITF World Tennis Tour Juniors (WTTJ). The course will introduce you to on-court procedures, international day medical fitness and code of conduct.<br/>This online course will take you approximately 20 minutes to complete and your progress will be saved throughout giving you flexibility to study at your own pace.<br/>At the end of this course you can download your certificate of completion for this specific subject.<br/>Enjoy the course!</p> <p><a href="#">Enrol on this course. It's free!</a></p> | <p>An Introduction to Values and Integrity in Tennis</p>  <p><b>About this course</b><br/>In this module we will explain what it means to have good integrity values in tennis and provide an overview of the key ideas of the Sports Anti-Corruption Program (SACAP) and Tennis Integrity Programme (TIP). At the end of the module you will be able to answer the following questions:<br/> <ul style="list-style-type: none"> <li>• What does integrity mean?</li> <li>• What are the key integrity values in tennis?</li> <li>• The key SACAP/TIP aims to be aware of the sport?</li> <li>• How is control by ITF to reduce match manipulation or support?</li> </ul> Your progress will be saved throughout the course, providing you with the flexibility to leave and return where you left off.<br/>Enjoy the course!</p> <p><a href="#">Enrol on this course. It's free!</a></p> |
|--|---|---|

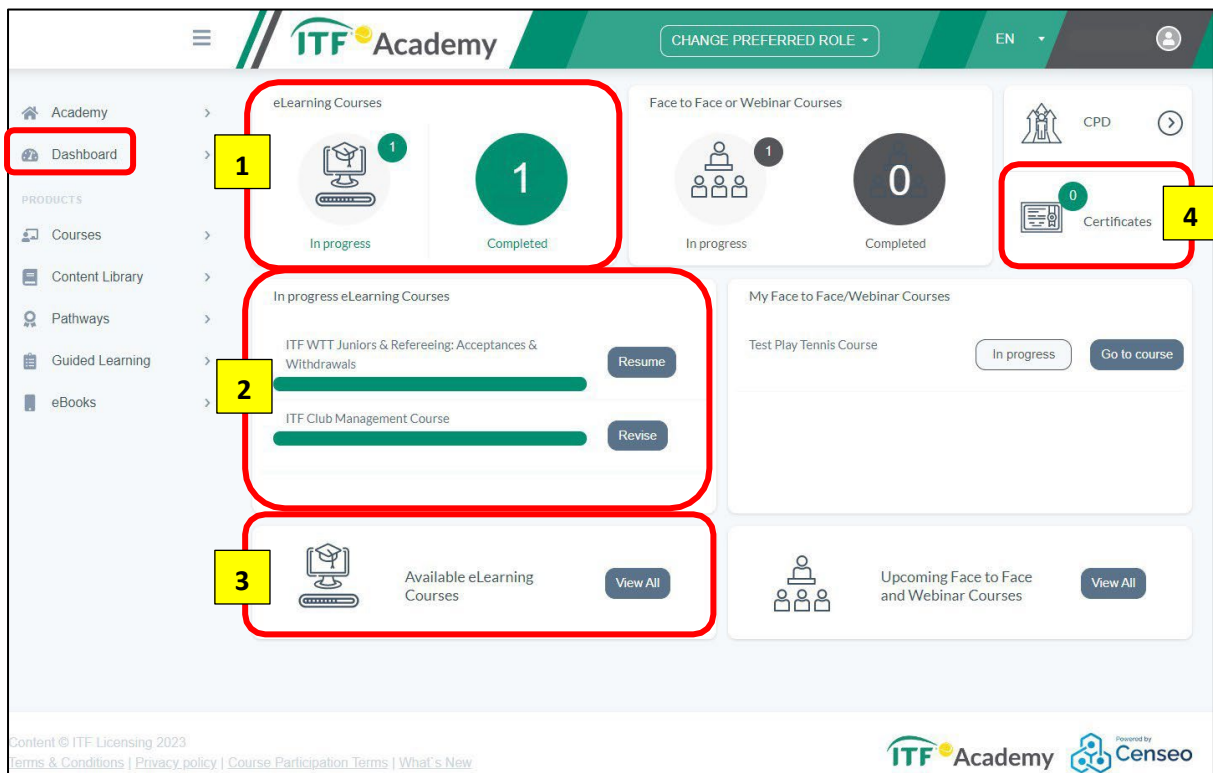
3. Alternatively, if the links above are not working, click **Courses -> eLearning -> All Courses -> Type the relevant Course name -> Search -> 'Enrol on this course'**



The screenshot shows the ITF Academy website interface. At the top, there is a navigation bar with the ITF Academy logo, a 'CHANGE PREFERRED ROLE' dropdown, and a language selector set to 'EN'. A sidebar on the left contains a menu with options: Academy, Dashboard, PRODUCTS (Courses, eLearning, Webinar & Face to Face), Content Library, Pathways, Guided Learning, and eBooks. The main content area is titled 'My Courses' and 'All Courses'. A search bar is present with the text 'Player Education - World Tennis Tour Junior'. Below the search bar, there is a 'Find Course' input field containing 'Tennis' and a 'Search' button. Underneath, the 'ALL COURSES' section displays two course cards. The first card is for 'Player Education - ITF World Tennis Tour Juniors (1) - Pre-Tournament' and the second is for 'Player Education - ITF World Tennis Tour Juniors (2) - During Competition'. Both cards feature a thumbnail image of a tennis player and an 'Enrol on this course' button.

## Dashboard – How to Resume a Course / Access Other Courses / Finding Certificates

Once you logged into your account, you can see your Dashboard by clicking on the left side menu. These can be clicked which will direct you to the corresponding pages.



The screenshot shows the ITF Academy dashboard interface. The left sidebar contains a menu with 'Dashboard' highlighted. The main content area is divided into several sections:

- 1**: A summary card for 'eLearning Courses' showing 1 'In progress' and 1 'Completed' course.
- 2**: A list of 'In progress eLearning Courses' with progress bars and 'Resume' and 'Revise' buttons.
- 3**: A card for 'Available eLearning Courses' with a 'View All' button.
- 4**: A 'Certificates' card showing 0 certificates and a 'View All' button.

Other sections include 'Face to Face or Webinar Courses', 'My Face to Face/Webinar Courses', and 'Upcoming Face to Face and Webinar Courses'. The footer contains copyright information and logos for ITF Academy and Censeo.

Referring to the number indicated in **yellow** above:

1. View your 'In progress / Completed' eLearning courses
2. Click 'Resume' to continue your 'In progress' eLearning courses
3. Click 'View All' to see all available eLearning courses
4. View your certificates if courses are completed